

Times given for each bus trip from beginning to end of route. Read down for times at specific locations.
Horarios para cada viaje de autobús desde el principio hasta el fin del trayecto. Lea los horarios para localidades específicas de arriba hacia a bajo.



SOUTHBOUND - DIRECCION SUR

5:25	5:32	5:48	6:00
6:10	6:17	6:33	6:45
6:55	7:02	7:18	7:30
7:40	7:47	8:03	8:15
8:23	8:30	8:46	9:00
9:08	9:15	9:31	9:45
9:53	10:00	10:16	10:30
10:38	10:45	11:01	11:15
11:23	11:30	11:46	12:00
12:08	12:15	12:31	12:45
12:53	1:00	1:16	1:30
1:38	1:45	2:01	2:15
2:23	2:30	2:46	3:00
3:08	3:15	3:31	3:45
3:53	4:00	4:16	4:30
4:38	4:45	5:01	5:15
5:23	5:30	5:46	6:00
6:08	6:15	6:31	6:45
6:53	7:00	7:16	7:30
7:38	7:45	8:01	8:15
8:23	8:30	8:46	9:00
9:08	9:15	9:31	9:45
9:53	10:00	10:16	10:30
10:38	10:45	11:01	11:15
11:23	11:30	11:46	12:00

NORTHBOUND - DIRECCION NORTE

6:15	6:27	6:40	6:54
7:00	7:12	7:25	7:39
7:40	7:52	8:05	8:19
8:25	8:37	8:50	9:04
9:10	9:24	9:37	9:50
9:55	10:09	10:22	10:35
10:40	10:54	11:07	11:20
11:25	11:39	11:52	12:05
12:55	1:09	1:22	1:35
1:40	1:54	2:07	2:20
2:25	2:39	2:52	3:05
3:10	3:24	3:37	3:50
3:55	4:09	4:22	4:35
4:40	4:54	5:07	5:20
5:25	5:39	5:52	6:05
6:10	6:24	6:37	6:50
7:00	7:14	7:27	7:37
7:45	7:59	8:12	8:22
8:30	8:44	8:57	9:07
9:15	9:29	9:42	9:52
10:00	10:14	10:27	10:37
10:45	10:59	11:12	11:22
11:30	11:44	11:57	12:07
12:15	12:29	12:42	12:52

All trips are Lift Equipped.
Tenemos levante motorizado en todos los autobuses.
P.M. times are shown in Bold - Tiempo P.M. está en letras negritas.

HOW TO USE THIS MARTA TIMETABLE

- To follow a bus trip you read across the page.
- Listed times are for certain points along the bus routes.
- Locate your stop on the map & estimate the number of minutes it will take the bus to get from the nearest time point to your stop.
- A blank time point means a bus does not pass by that point on that particular trip.
- Note: All schedules vary with weather and traffic. Be at the bus stop a few minutes early to allow for errors in estimating.

TIME POINT SYMBOLS AND THEIR MEANING (ON TIMETABLE)

- Time point for the beginning or ending of the route.
- Time point for regular inbound and outbound service.
- Time point for certain locations which are sometimes the ending point of a trip, and other times a regular time point.

FARES
- Cash Fare (one-way)\$2.50
- Reduced Fare Program (one-way)\$1.00
Elderly, Disabled or Medicare

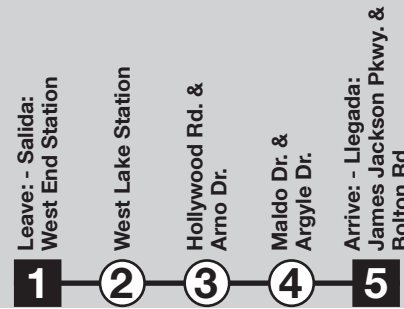
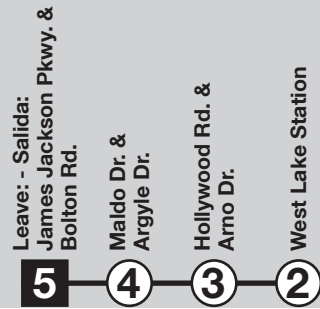
TRANSFERS

- Transfers are only available on a Breeze Card and are automatically loaded when you tap to board a bus or exit a rail station.
- If you pay with cash you will need to load your fare onto a Breeze Card to receive your transfer.
- Transfers cannot be used for round-trip travel.
- You are allowed 4 transfers within a 3-hour period.

For more information, call: 404-848-5000 - TTY: 404-848-5665.
For information regarding scheduling, service alerts, and more, go to itsmarta.com. For formats, free of charge, in accordance with the ADA and Limited English Proficiency regulations contact 404-848-4037.

The Metropolitan Atlanta Rapid Transit Authority complies with all federal and state regulations and does not discriminate on the basis of race, color, or national origin in its programs, services and activities. Complaints, or inquiries regarding compliance, may be directed to the Office of Diversity and Equal Opportunity at 2424 Piedmont Road, NE, Atlanta, Georgia 30324 or 404-848-5240.

Times given for each bus trip from beginning to end of route. Read down for times at specific locations.
Horarios para cada viaje de autobús desde el principio hasta el fin del trayecto. Lea los horarios para localidades específicas de arriba hacia a bajo.



SOUTHBOUND - DIRECCION SUR

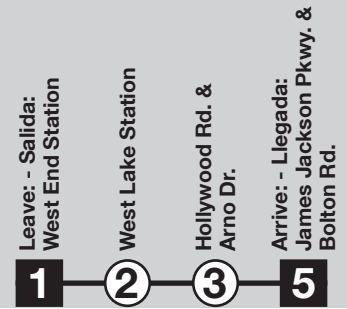
4:31	4:35	4:41	4:57	5:10
5:16	5:20	5:26	5:42	5:55
6:03	6:08	6:14	6:31	6:45
6:53	6:58	7:04	7:21	7:35
7:33	7:38	7:44	8:01	8:15
8:18	8:23	8:29	8:46	9:00
9:07	--	9:14	9:30	9:45
9:52	--	9:59	10:15	10:30
10:37	--	10:44	11:00	11:15
11:22	--	11:29	11:45	12:00
12:07	--	12:14	12:30	12:45
12:52	--	12:59	1:15	1:30
1:42	--	1:49	2:05	2:20
2:22	--	2:29	2:45	3:00
3:04	--	3:12	3:28	3:45
3:49	--	3:57	4:13	4:30
4:34	--	4:42	4:58	5:15
5:24	--	5:32	5:48	6:05
6:10	--	6:17	6:32	6:45
6:55	--	7:02	7:17	7:30
7:40	--	7:47	8:02	8:15
8:25	--	8:32	8:47	9:00
9:10	--	9:17	9:32	9:45
9:55	--	10:02	10:17	10:30
10:40	--	10:47	11:02	11:15
11:25	--	11:32	11:47	12:00

NORTHBOUND - DIRECCION NORTE

5:30	5:42	5:53	--	6:03
6:15	6:29	6:42	--	6:50
6:55	7:09	7:22	--	7:30
7:40	7:54	8:07	--	8:15
8:25	8:39	8:52	--	9:04
9:10	9:24	9:37	--	9:49
9:55	10:09	10:22	--	10:34
10:40	10:54	11:07	--	11:19
11:25	11:39	11:52	--	12:04
12:10	12:26	12:39	--	12:50
1:00	1:16	1:29	--	1:40
1:40	1:56	2:09	--	2:20
2:20	2:36	2:49	--	3:00
3:05	3:22	3:36	3:42	3:47
3:50	4:07	4:21	4:27	4:32
4:40	4:57	5:11	5:17	5:22
5:25	5:42	5:56	6:02	6:07
6:10	6:27	6:41	6:47	6:52
6:55	7:12	7:26	7:32	7:37
7:45	7:58	8:10	--	8:21
8:30	8:43	8:55	--	9:06
9:15	9:28	9:40	--	9:51
10:00	10:13	10:25	--	10:36
10:45	10:58	11:10	--	11:21
11:30	11:43	11:55	--	12:06
12:15	12:28	12:40	--	12:51

All trips are Lift Equipped.
Tenemos levante motorizado en todos los autobuses.
P.M. times are shown in Bold - Tiempo P.M. está en letras negritas.

Times given for each bus trip from beginning to end of route. Read down for times at specific locations.
Horarios para cada viaje de autobús desde el principio hasta el fin del trayecto. Lea los horarios para localidades específicas de arriba hacia a bajo.



SOUTHBOUND - DIRECCION SUR

5:24	5:31	5:47	6:00
6:09	6:16	6:32	6:45
6:54	7:01	7:17	7:30
7:39	7:46	8:02	8:15
8:25	8:34	8:50	9:05
9:10	9:19	9:35	9:50
9:55	10:04	10:20	10:35
10:40	10:49	11:05	11:20
11:25	11:34	11:50	12:05
12:10	12:19	12:35	12:50
12:55	1:04	1:20	1:35
1:40	1:49	2:05	2:20
2:25	2:34	2:50	3:05
3:10	3:19	3:35	3:50
3:55	4:04	4:20	4:35
4:40	4:49	5:05	5:20
5:25	5:34	5:50	6:05
6:12	6:21	6:35	6:50
6:57	7:06	7:20	7:35
7:42	7:51	8:05	8:20
8:27	8:36	8:50	9:05
9:17	9:26	9:40	9:55
10:02	10:11	10:25	10:40
10:47	10:56	11:10	11:25
11:32	11:41	11:55	12:10

NORTHBOUND - DIRECCION NORTE

6:15	6:27	6:39	6:52
7:00	7:12	7:24	7:37
7:45	7:57	8:09	8:22
8:30	8:42	8:54	9:07
9:15	9:28	9:40	9:51
10:00	10:13	10:25	10:36
10:45	10:58	11:10	11:21
11:30	11:45	11:58	12:10
12:15	12:30	12:43	12:55
1:00	1:15	1:28	1:40
1:45	2:00	2:13	2:25
2:30	2:46	2:59	3:09
3:15	3:31	3:44	3:54
4:00	4:16	4:29	4:39
4:45	5:01	5:14	5:24
5:30	5:46	5:59	6:09
6:15	6:31	6:44	6:54
7:00	7:15	7:27	7:38
7:45	8:00	8:12	8:23
8:35	8:50	9:02	9:13
9:20	9:35	9:47	9:58
10:05	10:20	10:32	10:43
10:50	11:05	11:17	11:28
11:35	11:50	12:02	12:13
12:20	12:35	12:47	12:58

All trips are Lift Equipped.
Tenemos levante motorizado en todos los autobuses.
P.M. times are shown in Bold - Tiempo P.M. está en letras negritas.

Hollywood Road/
Lucile Avenue

Effective as of:
12-14-2024



Rail Stations Served:
West End
West Lake



En Español
marta
itsmarta.com / 404-848-5000

